


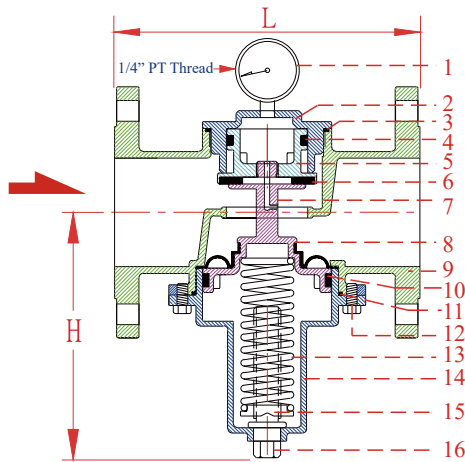


## DIRECT -ACTIVATED PRESSURE REDUCING VALVE ( Duplex Stainless Steel )

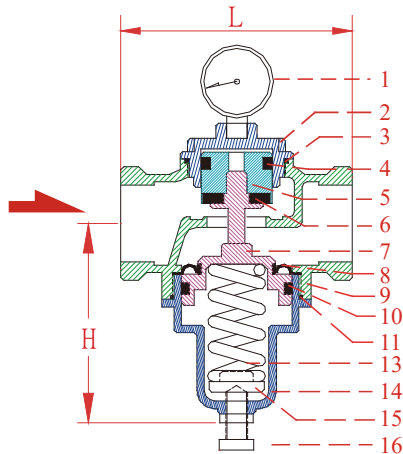
- ▶ Excellent corrosion resistance and increased strength, duplex stainless steels are popular in a variety of industries such as Offshore and near-shore operations, oil drilling, desalination, water treatment, chemical, and other industrial operations.
- ▶ The gate is balanced-pressure designed, which will not influence the outlet pressure caused by unstable inlet pressure. Pressure needed from fully-closed gate to fully-opened gate : 1.5 kgf/cm<sup>2</sup>.
- ▶ When the outlet pressure responds directly to the pressure control chamber and adjusts the setting pressure, it responds quickly and adjusts the pressure accurately.
- ▶ Unique piston-diaphragm design outperform traditional type by better ability of sustaining pressure and less leakage.



- ▶ Pressure Adjusting Range : 1~6 kgf/cm<sup>2</sup>  
( 1 kgf/cm<sup>2</sup> = 14.2 psi)      4~10 kgf/cm<sup>2</sup>  
8~13 kgf/cm<sup>2</sup>
  - ▶ Applied Temperature : -15~85 °C
  - ▶ Valve Body Testing Pressure : 35 kgf/cm<sup>2</sup>
  - ▶ Maximum Applied Pressure : 25 kgf/cm<sup>2</sup>
- ◎ Special order can be arranged for higher pressure adjustment range.



**REF**



**RET**

No	Part Name	Material
1	Pressure Gauge	Stainless Steel
2	Upper Cover	Duplex Stainless Steel
3	O-ring	NBR/Viton/Teflon
4	U-ring	NBR/Viton
5	Piston	Stainless Steel 316
6	Sealing Spacer	NBR/Viton/Teflon
7	Shaft	Stainless Steel 316
8	Diaphragm	NBR/Viton
9	Main Body	Duplex Stainless Steel
10	UH-ring	NBR/Viton
11	O-ring of lower cover	NBR/Viton/Teflon
12	Fixed Bolt	Stainless Steel 316
13	Spring	Spring Steel
14	Lower Cover	Duplex Stainless Steel
15	Washer	Brass
16	Adjusting Stem	Stainless Steel 316

(Thread End)

Item No	Size	H(mm)	L(mm)	Weight(kg)	CV
RET15-DS	1/2"	70	80	0.9	2.4
RET20-DS	3/4"	85	105	1.3	4.0
RET25-DS	1"	90	105	1.6	6.5
RET40-DS	1.5"	115	130	2.9	13.0
RET50-DS	2"	120	130	3.0	17.0

(Flange End)

Item No	Size	H(mm)	L(mm)	Weight(kg)	CV
REF15-DS	1/2"	75	154	2.5	2.4
REF20-DS	3/4"	82	154	3.3	4.0
REF25-DS	1"	82	154	3.5	6.5
REF40-DS	1.5"	115	190	5.5	13.0
REF50-DS	2"	110	192	7.5	17.0
REF65-DS	2.5"	195	210	14.5	30.0
REF80-DS	3"	195	225	15.5	42.0
REF100-DS	4"	235	250	21.5	75.0
REF150-DS	6"	300	310	45.0	170.0